



Miniature Stainless Steel Fittings and Screens

Barb Fittings • Pipe Fittings • In-Line Screens

**This catalog has been superseded
by the online catalog at
www.okeefecontrols.com
and is available for historical
reference only**

Adapters • Couplings • Nipples • Barbs • Plugs • Bulkheads
1/8", 1/4", 1/2" NPT • 1/16", 1/8" Barbs • 10-32 Threads • Inserts

Fax (203) 261-8331
Mailing Address
P.O. Box Q
Trumbull, CT 06611
Form OK-240R1

Toll Free Phone (800) 533-3285

CT Phone (203) 261-6711
Location
4 Maple Drive
Monroe, CT 06468


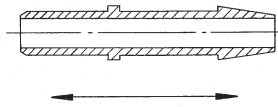
O'Keefe Controls Co.

website www.okcc.com • e-mail ca@okcc.com

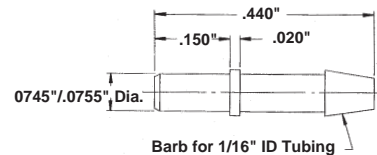
Miniature Stainless Steel Fittings

Description

BARB INSERT


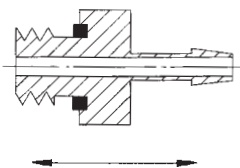


Part Number **TB-52-SS**
For 1/16" ID Tubing

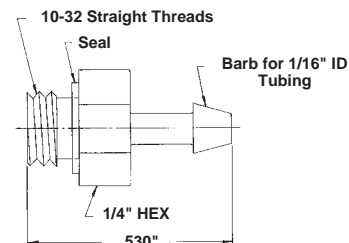


Press fit into bore .0730"/.0735"
(adhesive recommended)


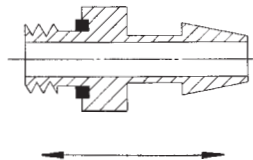
BARB ADAPTER



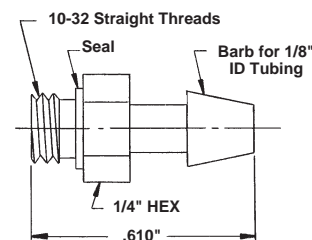
Part Number **M-48-SS**
For 1/16" ID Tubing




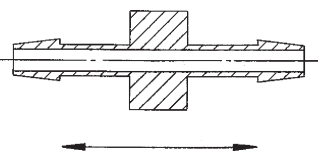
BARB ADAPTER



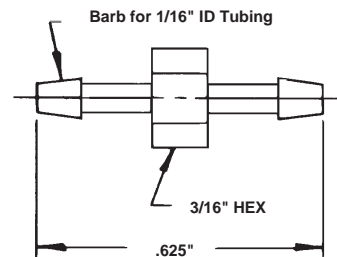
Part Number **N-96-SS**
For 1/8" ID Tubing




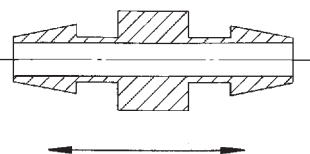
BARB COUPLING



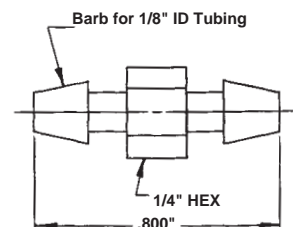
Part Number **T-48-SS**
For 1/16" ID Tubing



BARB COUPLING



Part Number **W-96-SS**
For 1/8" ID Tubing



GENERAL SPECIFICATIONS

Barb or 10-32 Connections

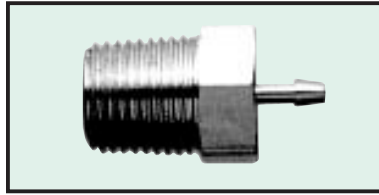
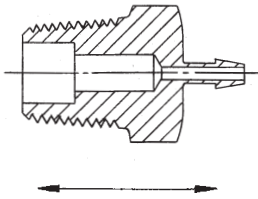
Maximum Operating Pressure – 125 psig

Materials of Construction — Body - 303 SS • Seals - Viton

Fluid Media – Air, Water, Gases and Liquids compatible with materials of construction

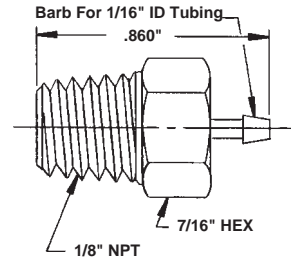
Description

BARB ADAPTER


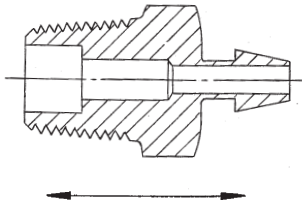


Part Number **BT-48-SS**
For 1/16" ID Tubing

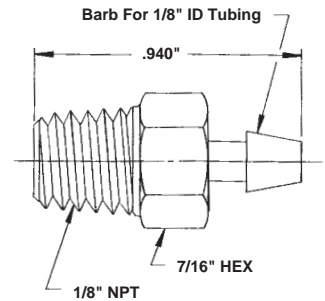
Dimensions




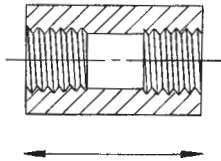
BARB ADAPTER



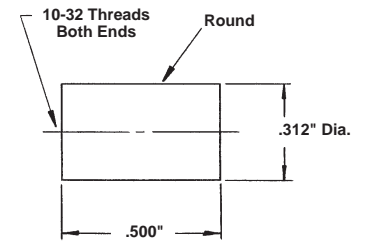
Part Number **BW-96-SS**
For 1/8" ID Tubing




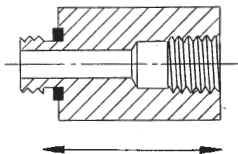
10-32 COUPLING



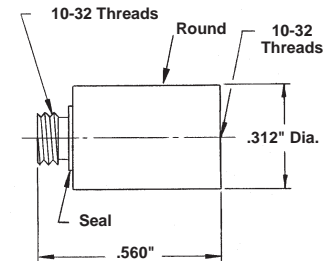
Part Number **FF-96-SS**




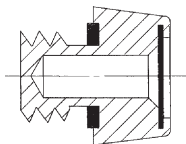
10-32 ADAPTER



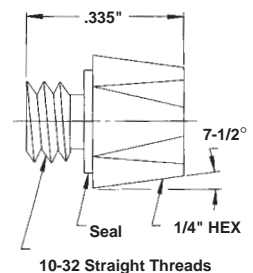
Part Number **FM-96-SS**



10-32 PLUG



Part Number **QX-0-SS**



GENERAL SPECIFICATIONS

Barb or 10-32 Connections

Maximum Operating Pressure – 125 psig


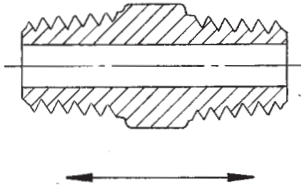
Materials of Construction — Body - 303 SS • Seals - Viton

Fluid Media – Air, Water, Gases and Liquids compatible with materials of construction

Miniature Stainless Steel Fittings

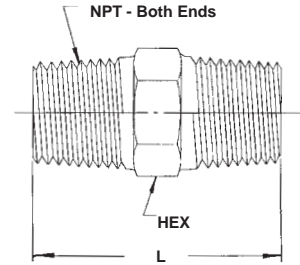
Description

HEX PIPE NIPPLE


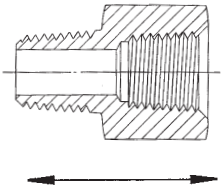


Part Number	Dim. L	HEX	NPT
B-191-SS97"	7/16"	1/8"
E-312-SS	1.38"	9/16"	1/4"

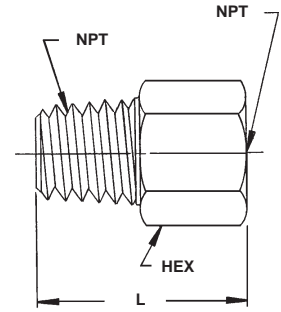
Dimensions



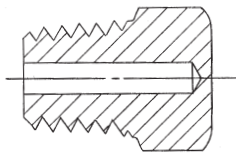
PIPE ADAPTER



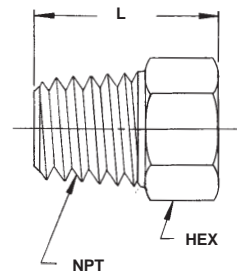
Part Number	Dim. L	HEX	NPT
D-159-SS88"	9/16"	1/8"
G-312-SS	1.25"	3/4"	1/4"
H-312-SS	1.69"	1-1/16"	1/2"




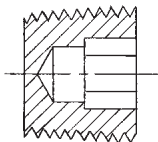
PIPE PLUG



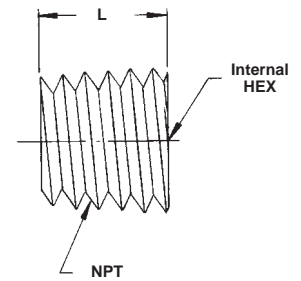
Part Number	Dim. L	HEX	NPT
BM-0-SS580"	7/16"	1/8"
EM-0-SS800"	9/16"	1/4"



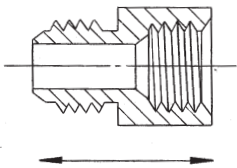
PIPE PLUG



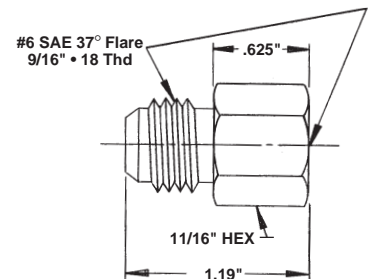
Part Number	Dim. L	HEX	NPT
BH-0-SS30"	3/16"	1/8"
EH-0-SS46"	1/4"	1/4"



SAE 37° FLARE ADAPTER



Part Number **CFJ6-295-SS**



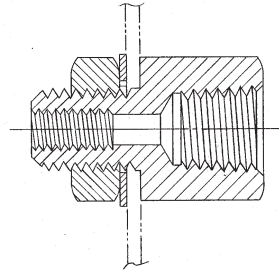
GENERAL SPECIFICATIONS

Pipe Connections/SAE 37° Flare
 Maximum Operating Pressure – 4000 psig
 Materials of Construction – 303 SS


Fluid Media – Air, Water, Gases and Liquids compatible with materials of construction

Description

10-32 x 1/8" NPT

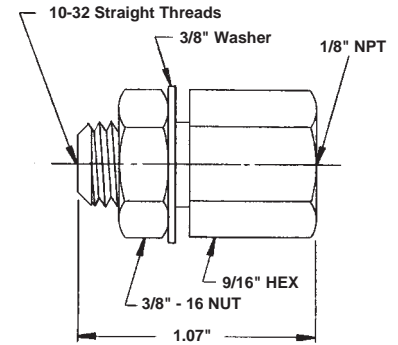


Bulkhead Fittings




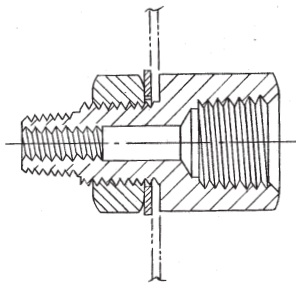
Part Number BUK1-159-SS

Dimensions

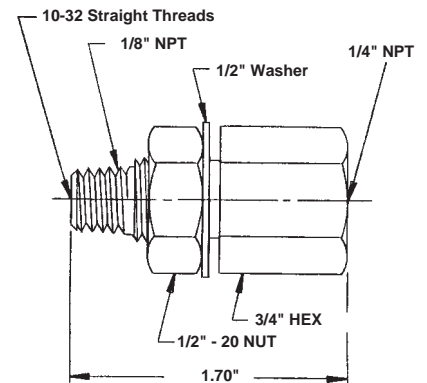


10-32 x 1/4" NPT

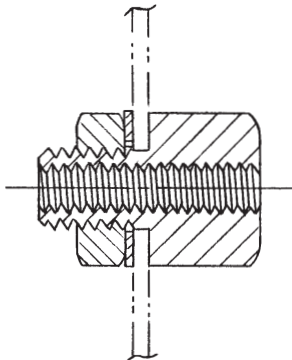
1/8" NPT x 1/4" NPT



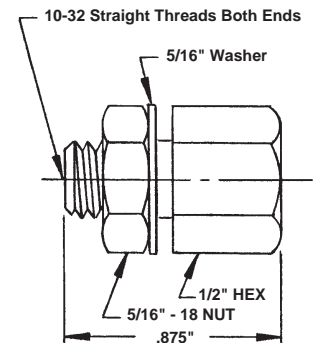
Part Number BUK2-159-SS




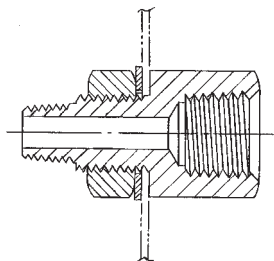
10-32 x 10-32



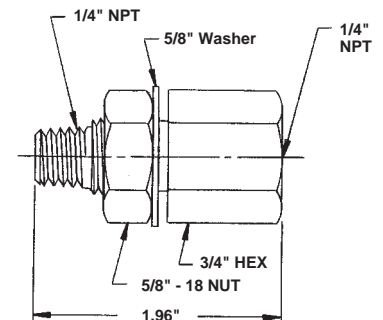
Part Number BUK3-159-SS



1/4" NPT x 1/4" NPT



Part Number BUK4-219-SS



GENERAL SPECIFICATIONS

Bulkhead Connectors

Maximum Operating Pressure – Pipe Connections – 4000 psig • 10-32 Connections – 125 psig


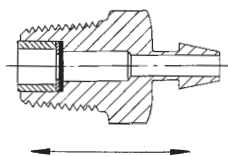
Materials of Construction – Body – 303 SS • Nuts/Washers – 303 SS

Fluid Media – Air, Water, Gases and Liquids compatible with materials of construction

Miniature Stainless Steel Fittings – Integral Screens

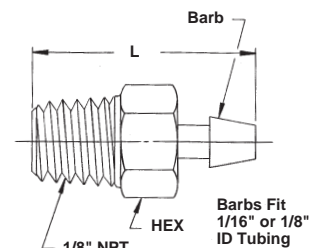
Description

BARB ADAPTER

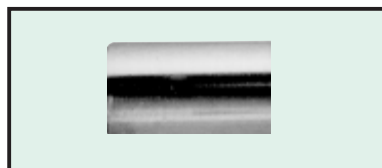
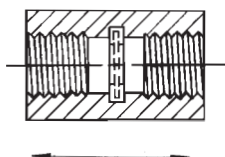


Part Number	Dim. L	HEX	Tubing
BTS-*-SS860"	7/16"	1/16"
BWS-*-SS940"	7/16"	1/8"

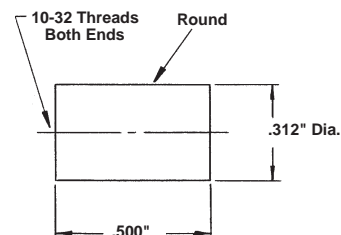
Dimensions




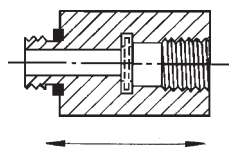
10-32 COUPLING



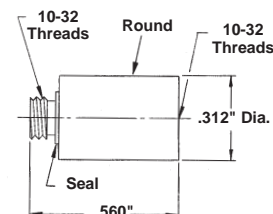
Part Number **FFS-*-SS**




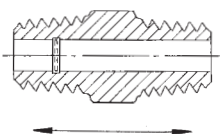
10-32 ADAPTER



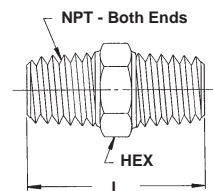
Part Number **FMS-*-SS**




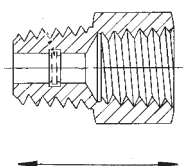
HEX NIPPLE



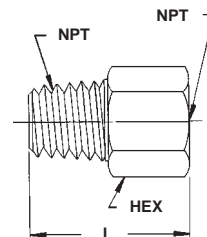
Part Number	Dim. L	HEX	NPT
BSO-*-SS97"	7/16"	1/8"
ESO-*-SS	1.38"	9/16"	1/4"



PIPE ADAPTER



Part Number	Dim. L	HEX	NPT
DSO-*-SS880"	9/16"	1/8"
GSO-*-SS	1.250"	3/4"	1/4"



*** SCREEN MICRON RATINGS** – Replace * in part number with designation shown below.

PARTICLE RETENTION		DESIGNATION IN	PART NUMBER EXAMPLES	
MICRON	INCH	PART NUMBER		
10	.0004	1	ESO-1-SS	Type ESO Hex Nipple with 10 micron screen
15	.0006	2	BWS-2-SS	Type BWS Adapter with 15 micron screen
25	.0010	5	FMS-5-SS	Type FMS 10-32 Adapter with 25 micron screen
100	.0040	20	DSO-20-SS	Type DSO Pipe Adapter with 100 micron screen

GENERAL SPECIFICATIONS – Integral Screens

Maximum Operating Pressure — Pipe Connections - 4000 psig; 10-32 Connections - 125 psig; Barb Connections - 125 psig

Maximum Operating Pressure Differential Across Screen — 100 psig


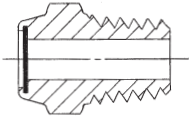
Materials of Construction — Body - 303 SS • Seals - Viton • Screens - 304 SS

Fluid Media – Air, Water, Gases and Liquids compatible with materials of construction

Miniature Stainless Steel Fittings – Integral Screens

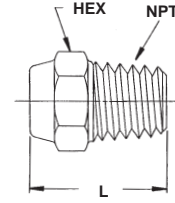
Description

BREATHER


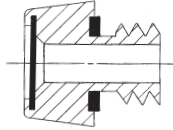


Part Number	Dim. L	HEX	NPT
BMB-*-SS650"	7/16"	1/8"
EMB-*-SS900"	9/16"	1/4"

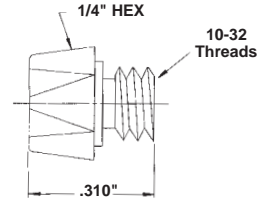
Dimensions



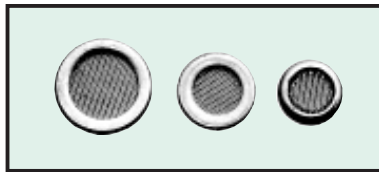
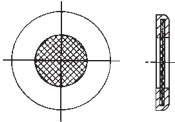
BREATHER



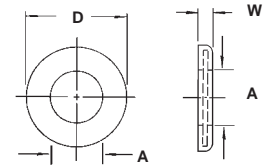
Part Number QSB-*-SS




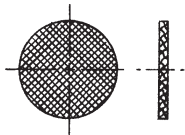
BOUND SCREEN



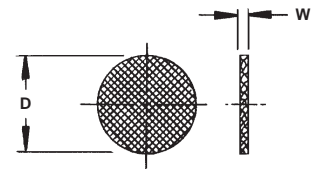
Part Number	D	W	A
SSA-*211"	.030"	.10"
SSB-*254"	.030"	.15"
SSC-*312"	.030"	.22"



PLAIN SCREEN

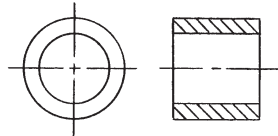


Part Number	D	W**
XSA-*211"	.005/.010"
XSB-*254"	.005/.010"
XSC-*312"	.005/.010"
XSD-*165"	.005/.010"

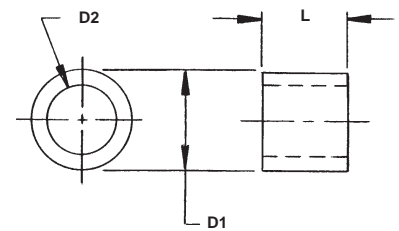


**Screen thickness range

SCREEN SLEEVE



Part Number	L	D1	D2	Press Fit Bore
PFA-SS188"	.222"	.156"	.219/.220"
PFC-SS188"	.323"	.250"	.320/.321"



*** SCREEN MICRON RATINGS** – Replace * in part number with designation shown below.

PARTICLE RETENTION		DESIGNATION IN		PART NUMBER EXAMPLES	
MICRON	INCH	PART NUMBER			
10	.0004	1	SSA-1	Bound Screen - .211" Dia.; 10 micron screen	
15	.0006	2	QSB-2-SS	Type QSB Breather with 15 micron screen	
25	.0010	5	XSB-5	Plain Screen - Type XSB; 25 micron screen	
100	.0040	20	SSC-20	Bound Screen - .312" Dia.; 100 micron screen	

GENERAL SPECIFICATIONS – Integral Screens

Maximum Operating Pressure — Pipe Connections - 4000 psig; 10-32 Connections - 125 psig; Barb Connections - 125 psig

Maximum Operating Pressure Differential Across Screen - 100 psig

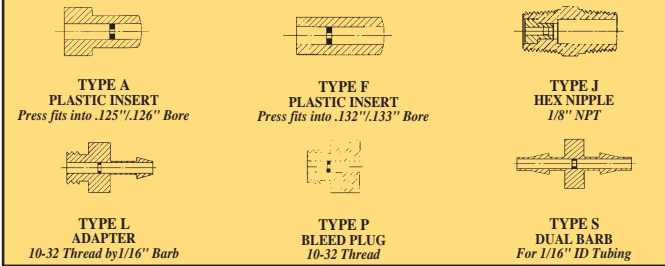
Materials of Construction — Body - 303 SS • Seals - Viton • Screens - 304 SS

Fluid Media – Air, Water, Gases and Liquids compatible with materials of construction

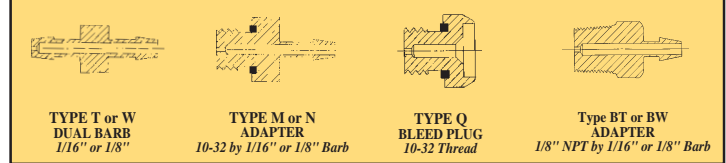
Precision Orifices and Fluid Control Products

REQUEST CATALOG NO. 11 FOR DETAILS ON THESE PRODUCTS

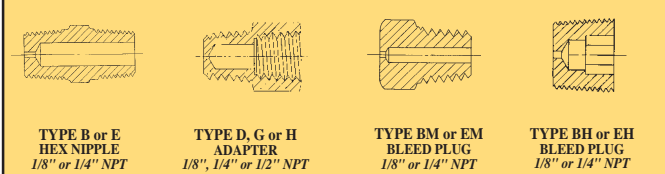
Sapphire Orifice Assemblies – Pages 4-5



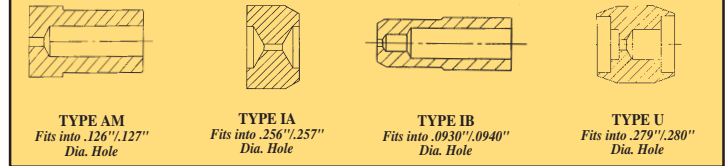
Metal Barb Orifices – Pages 6-7, 17-19



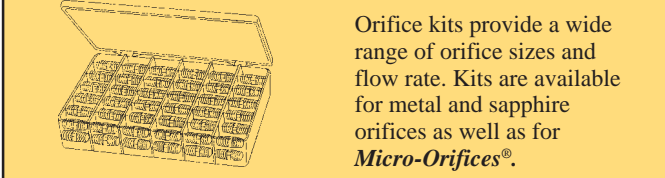
Metal NPT Orifices – Pages 8-9, 17-19



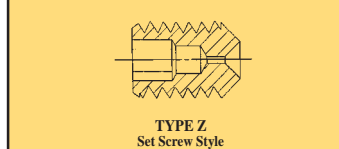
Orifice Inserts - Press Fit – Page 10



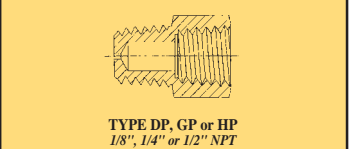
Orifice Kits – Pages 26-27



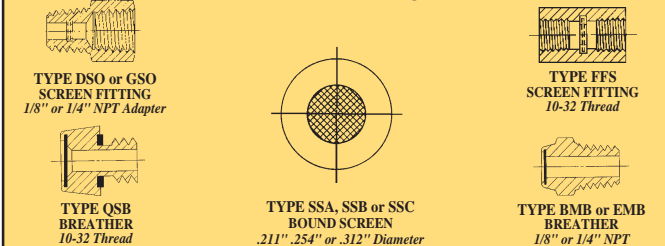
Threaded Inserts – Page 11



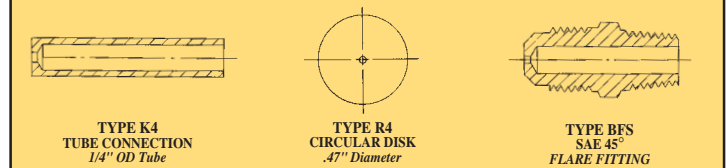
Pressure Snubbers – Page 25



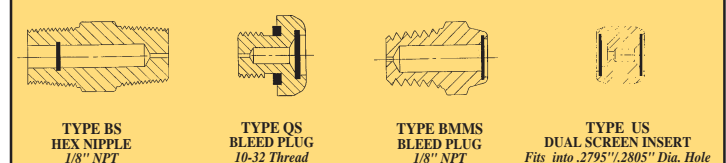
Screen Products – Pages 22-24



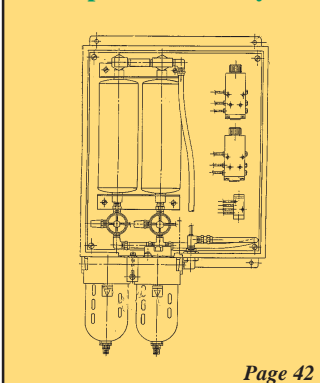
Miscellaneous Metal Orifices – Pages 12 - 13



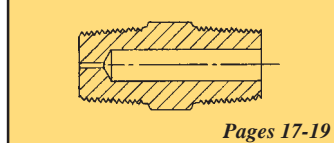
Orifices with Integral Screens – Pages 20 - 21



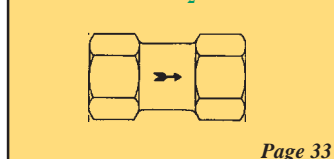
Compressed Air Dryer



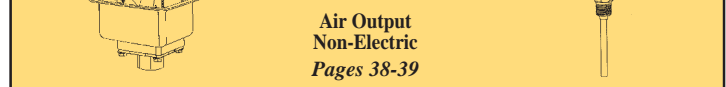
Micro-Orifices® .0003" to .005" Dia.



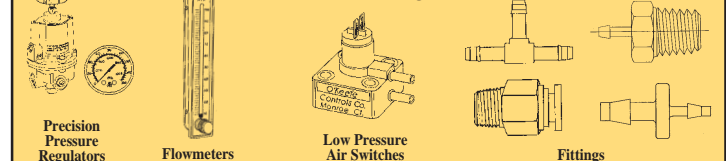
Fixed Flow H₂O Orifices



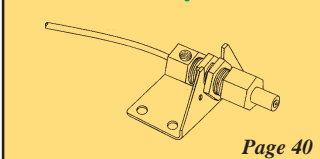
Pneumatic Pressure and Temperature Switches



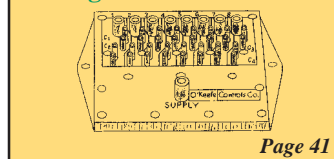
Accessories – Pages 35-37



Air Proximity Sensors



Digital Air Switches



Water Totalizer with Remote Readout

